



ORIENTATION DAY

MOE Kindergarten @ First Toa Payoh
19th Nov 2021



**WELCOME TO
MOE KINDERGARTEN @
FIRST TOA PAYOH**



TODAY'S PROGRAMME

Time	Description
10.00 am	Welcome Address and Orientation Briefing by MK Centre Head
10.50 am	Sharing of Virtual Tour /Questions and Answer Session
11.00 am	KCare Briefing (For parents with children in KCare)
11.20 am	Questions and Answers Session
11.30 am	Thank you and goodbye! 😊 Please share with us your feedback.





OVERVIEW

- Our Team
- Your Orientation Package
- Family Handbook
- Authorisation Pass
- Arrival and Dismissal
- Well-Being of Children
- Kindergarten Uniform
- Kindergarten Financial Assistance Scheme
- Snacks
- Transition into MOE Kindergarten
- Typical Day
- Calendar of Events
- Daily Checklist
- Communication



Our Team at MK @ FIRST TOA PAYOH (MK@FY)

English Teachers	Mother Tongue Teachers
Teacher Saleha Ahmad Binte Mirza Quayam Ali	Teacher Han Xiaoni
Teacher Ashwini Prasad Pillai	Teacher Xiao Rong
Teacher Castro Maria Angelica Idio	Teacher Deng Hua
Teacher Nurul'Ain Farhanah Abdul Halim	Teacher Nurul Syafiqah Bte Abdul Rahman
Teacher Aw Yee Fung	Teacher K Ananthavalli



Our Team at MK @ FIRST TOA PAYOH (MK@FY)

Support Staff








Mdm Salawati – Admin Executive

Mdm Khoo Bee Tee Jean – Operations Support Officer

Mdm Jainah Bte Basir – Operations Support Officer







YOUR ORIENTATION PACKAGE

-  Family Handbook
-  Information on Arrival and Dismissal
-  Sample Snack Menu
-  Programme for First 2 Days of School
-  Sample Class Timetable
-  Calendar of Events for Term 1
-  Daily Checklist



FAMILY HANDBOOK

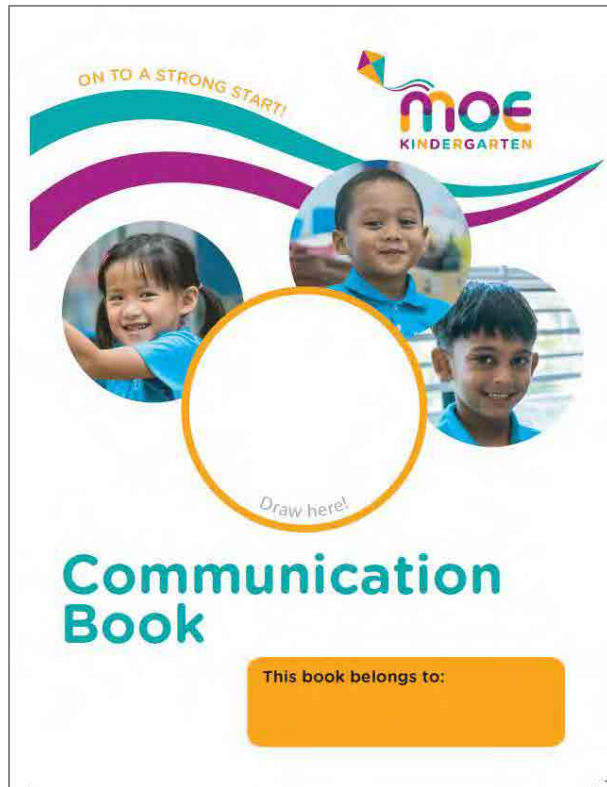




-  Information and practices in MOE Kindergarten
-  Each family will be issued one soft copy of the handbook
-  Read and return PDF acknowledgement form via email



COMMUNICATION BOOK

Pg 24



-  To facilitate communication between teachers and parents
-  Each child will be issued one Communication Book at the start of the year, 4th January 2022



AUTHORISATION PASS

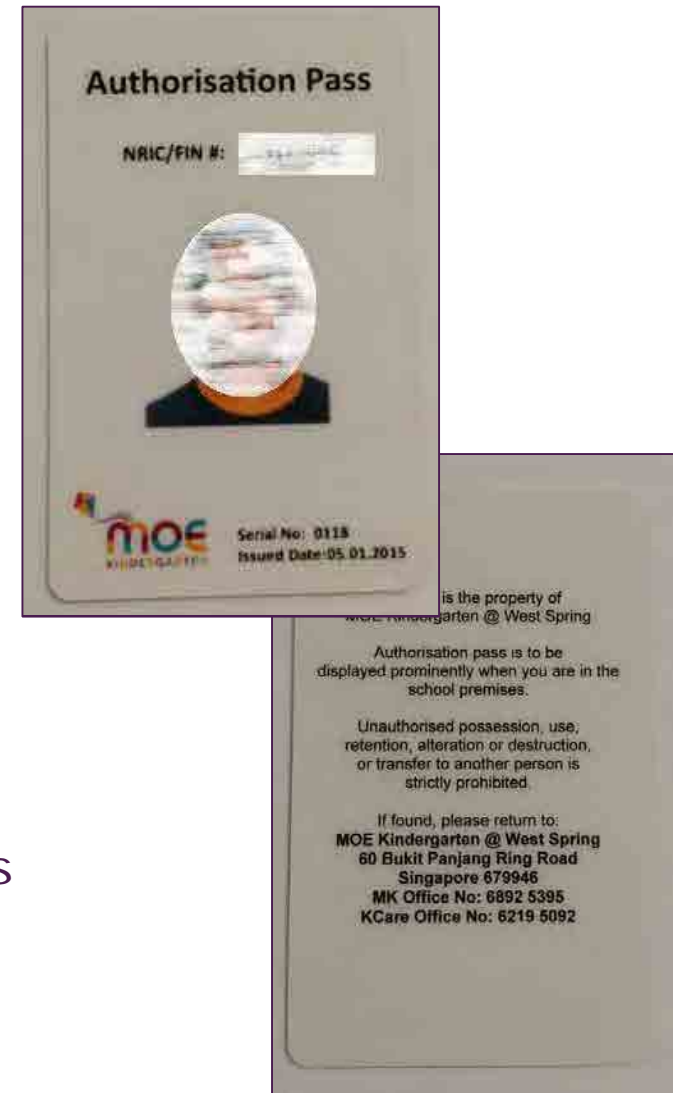
Pg 26

🎈 Each family will be issued **2 Authorisation Passes**.

🎈 Passes are required for parent/caregiver to have access to the designated entry point in the school during drop-off and dismissal times.

🎈 The passes will be issued on **4th Jan 2021** when we start school next year.

🎈 Please take note that a police report is required for all misplaced authorisation passes before a replacement card can be issued. A **Temporary Pass** for security clearance will be issued.



ARRIVAL AND DISMISSAL Pg 26

 Children should attend kindergarten daily and be present for the entire programme.

 AM session: 8.00AM to 12.00PM

PM session: 1.00PM to 5.00PM

 **Gate 1 will be used for arrival and dismissal**



ENTRY POINT FOR ARRIVAL



Enter using **Gate 1** only.

For security purposes, caregivers need to **present their Authorisation Pass to the security guard on duty and conduct SafeEntry** when dropping off or picking up their children **at all times**.





Upon entering from Gate 1, follow the pedestrian footpath towards the General Office, head straight, turn left, walk down picture 4 corridor then turn slight left to **K1 MK Entrance**, for health screening.





K1 MK Entrance: Health Screening Area

AM Health Screening Area:
Bring your child to the health screening station at the **K1 MK Entrance**.



IMPORTANT TO NOTE:

Parents /Guardians fetching their child from school

- **AT ALL TIMES**

Parents will be called to receive children at the waiting area. The teachers will release one child to one parent.

- No Driving into school compound
- Be Punctual



IMPORTANT TO NOTE:

Pg 29

- There will be **strictly no parking** in the school carpark and **no waiting** at the driveway.
- For caregivers who drive, you are **strongly encouraged to park at the nearest carparks.**



Nearest carpark

- Lor 8 Hawker Centre (beside the school)
- Block 225 (opposite the school)



WELL-BEING OF CHILDREN

Pg 15 - 17.



Health screening will be conducted daily upon arrival



Please keep your child at home if he/she is unwell:

- High fever (above 37.5 ° C)
- Throat infection
- Conjunctivitis (sore eyes)
- Diarrhoea
- Vomiting
- Head lice
- Communicable diseases such as chicken pox, gastric flu, hand-foot-and-mouth disease, measles, mumps, rubella



MK will not administer medication to your child.

WELL-BEING OF CHILDREN

Children who return to kindergarten after recovering from an infectious disease will need to produce a certificate of health from the medical practitioner for the child to return to the kindergarten.

More information is available on page 15 to page 17 of the Family Handbook.



WELL-BEING OF CHILDREN

Oral Digital Thermometer:

Each child will be given an oral digital thermometer on the first day of school. This is to encourage families to develop the habit of taking your child's temperature before coming to school. Should your child be unwell, please take your child to see the doctor.

Group Accident Insurance: Pg 17

Upon registration and starting school, your child will be covered by Group Accident Insurance. This insurance is paid by the kindergarten. Coverage includes accidents that may occur within the premises of the MOE Kindergarten or during activities organised by the kindergarten (e.g. during field trips). More information will be provided on the first day of school.



SAFE MANAGEMENT MEASURES

MOE Kindergarten and KCare

Adapted from Safe Management Measures (SMM) for MOE Kindergarten and KCare updated in Oct 2021

ARRIVAL AND DISMISSAL

- ✓ Separate queues for K1 and K2 children at health check area, 1m apart
- ✓ Ensure no congestion outside the gate
- ✓ Temperature and health checks for all children, staff and visitors
- ✓ Children to proceed directly to MK Classrooms and KCare Homerooms
- ✓ Stagger MK and KCare arrival/ dismissal times
- ✓ No parents/guardians and casual visitors may enter MK and KCare premises
- ✓ Visitors performing necessary functions and who may have interactions with children must be fully vaccinated, or have obtained a negative result on an Antigen Rapid Test (ART)

OUTDOOR ACTIVITIES

- ✓ Maintain in-class fixed groupings
- ✓ Stagger and separate groups to avoid mixing across fixed groups when preparing to go out/return from outdoors
- ✓ Practise hand hygiene before and after outdoor activities
- ✓ Wipe down and clean equipment after use
- ✓ In public space, ensure no more than 2 children from the same class
- ✗ Sand and water play
- ✗ Learning journeys

DAILY ACTIVITIES

- ✓ Staff to remind and ensure that children observe good personal hygiene
- ✓ All children wear face masks and staff are to wear surgical/reusable masks of equivalent effectiveness
- ✓ All children and staff are to keep their volume low, with no loud singing or actions that increase expulsion of air/droplets
- ✓ Fixed groupings (MK-only and KCare-only children in separate groups) within each class
- ✓ Ensure 1m between groups
- ✓ Staff to monitor children's well-being throughout the day
- ✗ Whole level and cross level activities
- ✗ Interaction between MK children and Primary School students
- ✗ Mass movement of children to different venues

SNACKS AND MEALS

- ✓ Masks may be removed when eating and drinking
- ✓ Maintain fixed groups and stagger timings for different classes as far as possible
- ✓ Children to refrain from talking
- ✓ Wipe down and clean tables before and after snack and meal time
- ✓ Children should wash their hands before putting on their face masks
- ✗ Interaction between support staff/food handler and children

NOTE: K2 photo taking sessions involving external photographers will be temporarily suspended during this period

The SMMs are dependent on the prevailing national posture and take reference from measures recommended by ECDA for preschools.



SAFE MANAGEMENT MEASURES



SAFE MANAGEMENT MEASURES



SAFE MANAGEMENT MEASURES




SAFE MANAGEMENT MEASURES



SAFE MANAGEMENT MEASURES



KINDERGARTEN UNIFORM Pg 18



KINDERGARTEN UNIFORM

Description	Cost per piece	Sizes	Remarks
Polo T-shirt (top)	\$7	S to 5XL	Unisex
Shorts (boys' bottom)	\$8		For boys
Skorts (girls' bottom)	\$8		For girls
Per set	\$15 (Each child is recommended to have 3 sets of uniform)		



KINDERGARTEN UNIFORM

Sale of uniform is available on/at:

Online purchase
is recommended.

1. Supplier's website – www.jeepsinguniform.com
 - Home delivery at \$5 delivery fee is applicable per shipping address
 - Make your purchase early:

Period	Estimated Delivery Lead Time*
Non-peak: Before 15 Nov 2021	3 – 5 working days
Peak: 16 Nov 2021 – End Jan 2022	10 – 14 working days

**Subject to courier partners' (e.g. NinjaVan and Pickupp) delivery schedules*

2. Supplier's retail store at Ang Mo Kio Ave 10
 - **New!** Dedicated retail store for MK at #01-06B
 - **New!** e-Appointment booking system



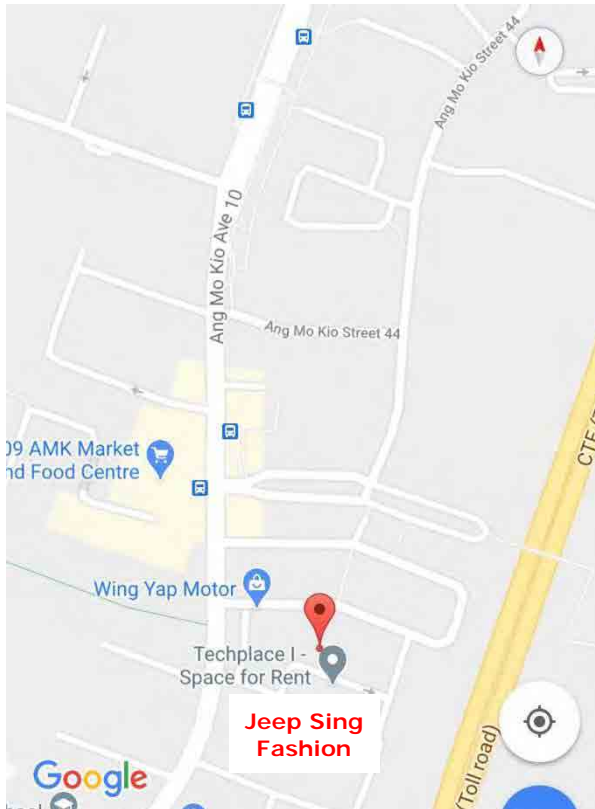
Slide 29

PEB64

For Online Purchase, if your MK is not facilitating Option 2, pls delete from the slide.

PEB, 22/9/2021

KINDERGARTEN UNIFORM



Jeep Sing Fashion Pte Ltd

4012 Ang Mo Kio Ave 10,
#01-09 and #01-6B, S(569628)
Tel: 6456 3198

Opening Hours:

Mon – Fri: 10am - 6pm

*Lunch Break : 1pm – 2pm

Sat: 10am – 2pm

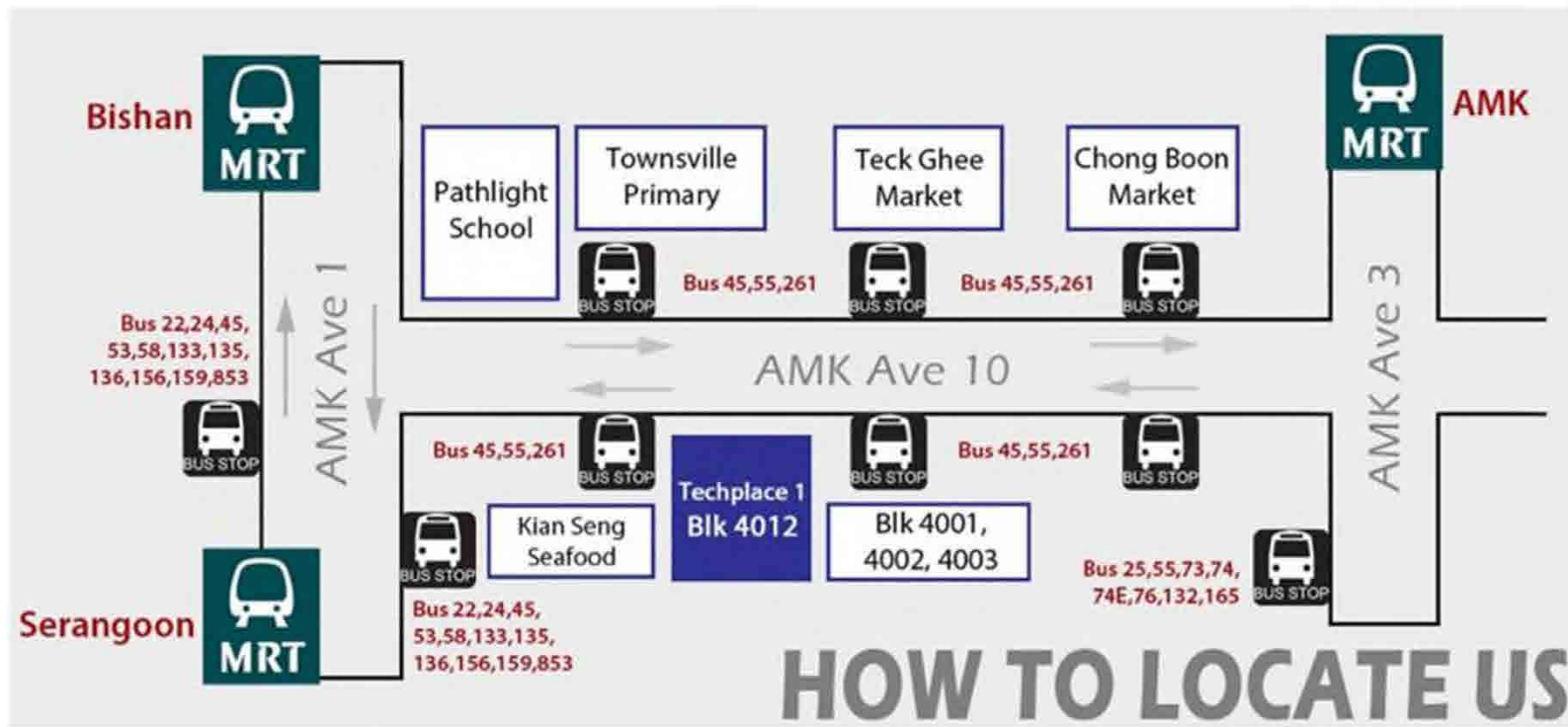
Sunday & Public Holiday: Closed

Jeep Sing Fashion accepts cash, NETS and PayNOW, DBSPayLah!.

**Due to limited stock, please call Jeep Sing Fashion to check on sizes before going down to their office.*



KINDERGARTEN UNIFORM



KINDERGARTEN UNIFORM SUBSIDY

Parents who wish to apply for the MK uniform subsidy must satisfy the following eligibility criteria.

- They have submitted the **Application Form for the Kindergarten Fee Assistance Scheme (KiFAS)** to the school, AND
- Their estimated **gross monthly household income is up to \$1900** or **per capita income per family member is not more than \$650.**
- MK will issue a MOE KINDERGARTEN UNIFORM SUBSIDY LETTER for parents to claim their subsidised uniforms from the vendor.
- Parents will be informed of their KiFAS application outcome by ECDA. Parents are liable to pay \$45 for the 3 sets of uniforms directly to the vendor if they are not eligible for the uniform assistance after the applications are processed.



KINDERGARTEN UNIFORM SUBSIDY ORDER AND COLLECTION

For email order and delivery of uniforms:

- Please email the completed MK Uniform Subsidy letter to mk@jeepsinguniform.com.
- You should receive an acknowledgement email within 3 working days.

For uniforms claim at retail store/collection at MK:


- Please bring either a printed or email copy of the MK Uniform Subsidy letter to Jeep Sing Fashion (4012 Ang Mo Kio Ave 10, #01-09 and #01-06B, Singapore 569628)/MK.
- The uniform supplier shall retain the claim slip (bottom of letter) as a supporting document.
- For email copies, you should forward the email from the school with the PDF letter to mk@jeepsinguniform.com.
- Please ensure the subject contains the MK name and child's name.




KINDERGARTEN FEE ASSISTANCE SCHEME (KIFAS)

Pg 28

Gross Monthly Household Income	Gross Per Capita Income	Monthly Kindergarten Fee after Subsidy* (With effect from Jan 2020)
\$3,000 and below	\$750 and below	\$1
\$3,001 - \$4,500	\$751 - \$1,125	\$15
\$4,501 - \$6,000	\$1,126 - \$1,500	\$60
\$6,001 - \$7,500	\$1,501 - \$1,875	\$80
\$7,501 - \$9,000	\$1,876 - \$2,250	\$100
\$9,001 - \$10,500	\$2,251 - \$2,625	\$120
\$10,501 - \$12,000	\$2,626 - \$3,000	\$150

 Families of children who are Singapore Citizens who need kindergarten fee assistance can apply for KiFAS provided by the Early Childhood Development Agency (ECDA) through MK.

 The family needs to satisfy either the Gross Monthly Household Income (HHI) or the Gross Monthly Per Capita Income (PCI) criterion.



SNACKS

Pg 20

- 🎈 Snacks are served every day
- 🎈 A variety of snacks is served, e.g. bread rolls, buns, cereal, milk
- 🎈 Menu is mailed to you for reference
- 🎈 Snacks served follow Health Promotion Board guidelines, e.g. “Healthier Choice” symbol



TRANSITION INTO MOE KINDERGARTEN

Pg 22 - 23

Signs to look out for during period of adjustment:


- 🚩 Separation Anxiety (2 weeks or more)
- 🚩 Cry when you leave
- 🚩 Lose his/her appetite
- 🚩 Nightmares
- 🚩 Fall sick
- 🚩 Slight changes in behaviour



TRANSITION INTO MK

Tips to help your child adjust:

- ✈ Inform your child that he/she is going to kindergarten
- ✈ Show him/her pictures/videos of the Kindergarten
- ✈ Assure your child that kindergarten is a good and fun place
- ✈ Develop a daily activity schedule including a consistent morning and bedtime routine
- ✈ Pack his/her clothes, school bag and water bottle together
- ✈ Never use the kindergarten or teachers as a threat or means to change his/her behaviour
- ✈ Reassure him/her of your love and support
- ✈ Bid your child goodbye when you leave the kindergarten



TRANSITION INTO MOE KINDERGARTEN



TIPS FOR PARENTS

- 🎈 Ensure child is punctual and regular in attending kindergarten
- 🎈 Spend some time with child in the morning to help him/her feel settled for the day
- 🎈 Share with the teacher or Centre Head your child's habits (eating, playing, toileting)
- 🎈 Discuss any concerns/suggestions related to child or the kindergarten
- 🎈 Importance of sleep
- 🎈 **Parents should display a positive attitude as children pick up on your anxieties.**



TRANSITION INTO MK

FIRST 2 DAYS OF SCHOOL!

- 🎈 A significant milestone for each child
- 🎈 Preparing your child for the transition
- 🎈 “Getting to know you” Programme on **4th and 5th Jan 2022 (Tues and Wed)**, **8.00 am – 9.30am**. MKs will operate shorter hours on these two days

From **6th Jan 2022 (Thurs)**, the MK will operate within the normal hours of: 8am–12pm

* Plans are subject to the development of the COVID-19 situation.



TRANSITION INTO MK

Key Features of the MK Curriculum

- 🎈 Two flagship programmes: **HI-Light Programme** and **Starlight Literacy Programme**
- 🎈 Activities organised around **four broad themes** set within the local context
- 🎈 Activities with a **distinctive Singapore flavour**
- 🎈 **Weeks of Wonder (WoW)** projects which encourage self-motivated learning through exploration and discovery



TRANSITION INTO MOE KINDERGARTEN

TERM 1 – WHO AM I? Pg 8.

As part of preparing the children for kindergarten, the topic for Term 1 will be on 'Who Am I'.

Activities will help to build self concept, improve self-esteem and self-confidence



MK-PARENT PARTNERSHIP

Children are curious, active and competent learners

- 🧶 **Partner us** to support the transition of your child
- 🧶 Prepare your child for lifelong learning by being a part of their discovery of the world around them. Encourage their natural sense of curiosity to learn
- 🧶 Support them in understanding their feelings and experiences to build their confidence, and develop social and emotional skills over time.
- 🧶 Resist pushing your child to learn what he/she is not ready for.



TYPICAL DAY (SAMPLE)

Time	Typical Day
7.50am – 8.00am	Attendance Taking . Health Check
8.00am – 8.15am	Circle Time
8.15am – 9.00am	Starlight
9.00am – 9.15am	Snack
9.15am – 10.15am	Mother Tongue
10.15am – 11.45am	Hi – Light
11.45am – 12.00nn	Dismissal

Kindergarten 1 AM Session

Note: Sequence of activities may differ from class to class



CALENDAR OF EVENTS

Date	Event	Timing
1 Jan (Sat)	New Year's Day Holiday	
3 Jan (Mon)	School Holiday	
4 Jan (Tues) to 5 Jan (Wed)	Start of Term 1 – Getting to know you programme	AM : 8.00 am to 9.30 am
19 Jan (Wed)	January Birthday Celebration	
27 Jan (Thurs) to 31 Jan (Mon)	Lunar New Year Celebration	TBA
1 Feb (Tues) to 2 Feb (Wed)	Lunar New Year Holiday	
9 Feb (Wed)	February Birthday Celebration	
6 Mar (Fri)	K1 Life@MK	
12 Mar (Sat) to 20 Mar (Sun)	Term 1 Break	

Term 2 will start on 21st March 2022

DAILY CHECKLIST

Pg 27



Your child should bring the following to kindergarten daily:

1 extra set of uniform

1 set of undergarment

Water bottle with sling filled with plain water

**Communication Book
(To be issued on 4th Jan 2022)**

Please label all your child's belongings.



COMMUNICATION

Pg 24

We encourage frequent communication between the kindergarten and parents.

We can be reached at

Email: moe_firsttoapayoh@moe.edu.sg

Telephone: 62620331

When necessary, you may also leave our teachers a message in your child's Communication Book.



MK VIRTUAL TOUR AND SAFETY MANAGEMENT MEASURES

Please visit us at First Toa Payoh Primary School website
<https://firsttoapayohpri.moe.edu.sg/>

Click under 'MK @ First Toa Payoh



MK VIRTUAL TOUR AND SAFETY MANAGEMENT MEASURES

You will see this page. Please scroll down.

firsttoapayohpri.moe.edu.sg/mk-at-first-toa-payoh/our-mk-and-kcare-programmes

FTPPS ABOUT US FTTPS FAMILY DISTINCTIVE PROGRAMMES CURRICULUM ACHIEVEMENTS

Home > MK@First Toa Payoh > Our MK and KCare Programmes

Our MK and KCare Programmes

From 2020


K1 and K2 (4 – hour Programme)

AM Session	8 am – 12pm
------------	-------------

> **Our MK and KCare Programmes**

- Our Staff in MK@FY
- See to Believe!
- MOE Kindergarten (MK) Open House
- K1 Orientation 2020
- MK@First Toa Payoh Virtual Tour
- Safety Management Measures
- Parents' Testimonial
- Parents' Resources

Scroll down this column



FEEDBACK

> Our MK and KCare Programmes

Our Staff in MK@FY

See to Believe!

MOE Kindergarten (MK)
Open House

K1 Orientation 2020

MK@First Toa Payoh
Virtual Tour

Safety Management
Measures

Parents' Testimonial

Parents' Resources



<https://forms.gle/MH9gLtTc8iZArqsa7>



On To A Strong Start!

